10 SIGNS YOUR DOG NEEDS A DIET CHANGE

Introduction

Welcome to "10 Signs Your Dog Needs a Diet Change"! As loving dog owners, we always want the best for our furry friends, especially when it comes to their health and happiness. Just like us, **dogs' nutritional needs can change over time**, and understanding when it's time to make adjustments to their diet is crucial.

In this ebook, you'll discover the top signs that indicate your dog might benefit from a diet change. From noticeable symptoms like bad breath and dull coats to more subtle cues such as lethargy and weight issues, we'll guide you through the common indicators that your dog's current diet might not be meeting their needs.

About Us

This guide is brought to you by DogsPlanet.com, a **trusted site that's been in the industry for over 10 years**. Our **extensive library of articles, written by vets and dog experts**, covers **all aspects of dog care**—from breeds and health to nutrition and training.

We're dedicated to **providing reliable, comprehensive information** to help you take the best care of your canine companions.

Expert-Verified Information

To ensure the accuracy and reliability of the information in this ebook, it has been **fact-checked by Dr. Helena Adalid**, a veterinarian with **years of experience in the field**.

Dr. Adalid's expertise **guarantees that the advice you receive here is not only practical but also rooted in sound veterinary science**.

Why This Ebook?

Our goal is to provide you with practical, easy-to-follow advice that will help you ensure your dog remains healthy, active, and happy.

You'll find tips on how to transition to new foods, recognize signs of dietary deficiencies, and make informed decisions about your dog's nutrition.

Plus, we've included recommendations for some of our favorite dog food brands, complete with discounts and free samples to make your search easier.

Disclaimer

Always **check with your vet** before making any significant changes to your dog's diet.

Veterinarians are trained professionals who can provide the best advice for your pet's specific needs.

If you have a simple question or need quick advice, consider using a platform like **JustAnswer** to chat with a vet in minutes.

Why Change Your Dog's Diet?

Just like humans, **dogs' nutritional needs change over time**. Imagine eating the same meal every day for your entire life—boring, right? Our furry friends deserve variety too! **Adjusting their diet can help meet their evolving needs** as they grow and change.

However, **switching your dog's food isn't as simple as it is for us**, humans. It's important to **follow specific steps** to ensure a smooth transition.

How to Transition to New Dog Food

Transitioning your dog's food carefully is crucial to avoid stomach issues. A **gradual approach works best**, easing them into the new diet while phasing out the old one. Here's a **general guide**, but always follow the instructions provided by the dog food brand:

- Day 1: 75% old food, 25% new food
- Day 2: 70% old food, 30% new food
- Day 3: 60% old food, 40% new food
- Day 4: 50% old food, 50% new food
- Day 5: 40% old food, 60% new food
- Day 6: 25% old food, 75% new food
- Day 7: 100% new food

Additionally, **using probiotics during the transition period** can help **reduce the likelihood of gastrointestinal symptoms**. Probiotics support your dog's digestive health and make the switch to new food smoother.

Things to Watch for When Changing Dog Food

Keep an eye on how your dog is adjusting to the new food:

- **Monitor Gas and Stool:** Notice if your dog has excessive gas or abnormal stools. Minor changes in stool color and consistency are normal, but significant changes can indicate a problem. Use the Fecal Scoring Chart, aiming for a score of 3-4.
- **Hydration:** Ensure your dog is drinking enough water. Proper hydration is key during dietary changes.
- **Vomiting:** Watch for any signs of vomiting. This can indicate that the transition is happening too quickly or that your dog might have an intolerance or allergy to an ingredient in the new diet. If vomiting occurs, consult your vet to adjust the transition process or explore alternative food options.

What to Do if You Detect Any of These Symptoms

If you notice any of the symptoms mentioned above, here are some steps you can take:

1. **Slow Down the Diet Transition:** Gradually slow down the introduction of the new food to give your dog's digestive system more time to adjust.
2. **Supplement with Probiotics:** Adding probiotics during the transition can help support your dog's digestive health and reduce gastrointestinal symptoms.
3. **Switch to a Different Diet:** If symptoms persist, your dog might be intolerant to an ingredient in the new food. Consider switching to a different diet and consult your vet for recommendations.



Table of contents

- Sign #1 - Your Dog is Entering a Different Life Stage
- Sign #2 - Your Dog's Coat is Coarse, Dry, and/or Dull
- Sign #3 - Your Dog Has Bad Breath
- Sign #4 - Your Dog Has a Sensitive Stomach
- Sign #5 - Your Dog is Itchy
- Sign #6 - Your Dog Has Allergies
- Sign #7 - Your Dog is Getting Old
- Sign #8 - Your Dog is Lethargic and Weak
- Sign #9 - Your Dog is Overweight
- Sign #10 - Your Dog is Bored by Their Food
- Brand Recommendations and Discounts
- To Wrap Up

Sign #1 - Your Dog is Entering a Different Life Stage



Is your playful puppy becoming an adult, or is your adult dog entering their senior years? Just like humans, dogs' dietary needs change as they grow.

Each stage of life brings different nutritional requirements to keep them healthy and active. As your dog transitions from one stage to another, it’s crucial to **adjust their diet to match these evolving needs**.

Life Stages and Dietary Adjustments

Puppy to Adult

When your puppy **transitions into adulthood**, their **energy levels and growth rates change**.

Puppies need a diet **rich in calories and nutrients** to support their rapid growth and boundless energy.

As they **mature**, their **calorie requirements decrease**, but they still need a balanced diet to maintain their health and vitality.

Nutrients like **calcium, phosphorus, and potassium** are particularly important for **optimal bone development and good health of the nervous and muscular systems**. Ensuring these nutrients are present in your puppy’s diet will help them grow into strong and healthy adults.

It's also recommended to ration your puppy's daily food intake into several smaller meals throughout the day.

Unlike adults, **puppies do not self-regulate their food intake**, and overeating can lead to rapid growth, potentially causing lifelong growth defects, especially in large breeds. Feeding **smaller, more frequent meals** can help prevent these issues and support healthy development.

Adult dogs benefit from diets that help maintain muscle mass, support their immune system, and provide appropiate energy levels depending on how active the dog is.

Adult to senior

As your dog enters their **senior years**, their **metabolism slows down**, and they may **become less active**.

Senior dogs **often require fewer calories to prevent weight gain**, but they need **higher levels of certain nutrients** to support aging joints, maintain muscle mass, and promote overall health.

Diets formulated for senior dogs typically include:

- **Additional Antioxidants:** To slow down the aging of the body.
- **Omega-3 Fatty Acids:** To maintain healthy skin and coat, and provide an anti-inflammatory effect for pain relief.
- **Other Ingredients:** Such as chondroprotectors for bone and joint health, to help combat age-related issues.

It's important to note that **large breed dogs generally age faster than small breed dogs.** This means that large dogs might start needing senior diets and care earlier than their smaller counterparts.

Monitoring your dog's health and adjusting their diet accordingly can help ensure they remain healthy and comfortable as they age.



Importance of Veterinary Guidance

It's always best to **talk to your vet when your dog reaches a new life stage**.

Your vet can provide valuable insights into your dog's specific nutritional needs based on their breed, size, and health condition.

They can recommend a **diet tailored to your dog's specific requirements**, ensuring they get all the necessary nutrients to thrive at every age.

Veterinarians can also **help monitor your dog's health over time**, making adjustments to their diet as needed.

For example, if your senior dog develops arthritis, your vet might suggest foods rich in omega-3 fatty acids for their anti-inflammatory properties. If your adult dog gains weight, a vet-recommended weight management diet can help.

Proactive Nutrition

Being **proactive about your dog's nutrition at each life stage** can prevent health issues and **enhance their quality of life**.

Regular **vet check-ups**, combined with appropriate dietary changes, can ensure your dog remains energetic and healthy throughout their life.

By paying attention to these changes and adjusting their diet accordingly, you can help your furry friend live a longer and happier life.

Remember, every dog is unique, and their nutritional needs can vary. Stay informed, stay observant, and always seek professional advice to give your dog the best care possible



Sign #2 - Your Dog's Coat is Coarse, Dry, and/or Dull



The Importance of a Healthy Coat

A **shiny, smooth coat** is often a **sign of a healthy dog**. Vets frequently assess a dog's coat to gauge their overall well-being.

But it's **not just about looks**—your dog's coat plays **several crucial roles**:

- **Protection:** It shields them from external objects, harmful chemicals, and also protects against sunburn.
- **Temperature Regulation:** A healthy coat helps regulate your dog's body temperature efficiently, preventing heat strokes that can be fatal.
- **Immune Defense:** Healthy skin is vital for the immune system; if compromised, it can lead to infections and diseases.
- **Nutrient Storage:** The skin stores important nutrients like proteins and amino acids.

How to Recognize an Unhealthy Coat

Signs of an unhealthy coat include **dryness, dullness, excessive shedding, bald patches, and a coarse texture**.

Additionally, **flaky skin, redness, and constant scratching or licking, and a greasy coat** can indicate skin problems. These symptoms might be a result of **nutritional deficiencies, allergies, parasites, or underlying health conditions**. If you notice any of these signs, it's important to consult your vet for a proper diagnosis and treatment plan.

How to Keep Your Dog's Coat Healthy

The key to a healthy coat starts with a balanced diet. Essential nutrients like Omega-3 fatty acids, proteins, vitamins, and minerals play a significant role:

- **Omega-3 Fatty Acids:** These help protect the skin and add shine to the coat, and due to their anti-inflammatory effects, can help reduce itching.
- **Linoleic Acid (Omega-6):** Found in nuts, corn, and soy, this nutrient is crucial for maintaining healthy skin and fur. Dogs with dry coats often lack linoleic acid.
- **Zinc:** Supports skin health and strengthens the hair, reducing hair loss.
- **Vitamins B and E:** Important for the proper development of skin cells.
- **Amino Acids:** Essential for the body's production of proteins, particularly keratin, which is the main component of hair and the outer layers of the skin.
- **Fatty Acids:** Overall, these are vital for a healthy coat.

Many dog foods are formulated to enhance coat health. Look for diets that include both Omega-3 and Omega-6 fatty acids to keep your dog's coat shiny and healthy.

For example, Nom Nom offers recipes with ingredients rich in Omega-3 (like fish oil) and Omega-6 (like sunflower oil). You can **check out what they offer and get an exclusive 50% discount off your first order**.



Sign #3 - Your Dog Has Bad Breath



Bad breath in dogs can indicate various issues, from poor oral hygiene to underlying health conditions. Let's explore some common causes and solutions.

Causes of Bad Breath

Oral Hygiene and Periodontal Disease

Just like humans, **dogs can suffer from plaque and tartar build-up**, leading to bad breath. If your dog isn't a chewer and you don’t regularly brush their teeth or have them professionally cleaned, plaque build-up is likely the culprit. Poor oral hygiene can lead to periodontal disease, causing:

- **Inflamed gums**
- **Cavities**
- **Infections:** These can include oral infections and more serious conditions affecting the heart and kidneys.
- **Tissue destruction:** Damage to the structures that support the teeth.
- **Tooth loss**
- **Pus formation**

Health Conditions

- Kidney Disease: When a dog’s kidneys fail, toxins like urea build up in their blood, leading to bad breath.
- Liver Disease: Bad breath, along with yellowing of the skin or eyes, weight loss, poor appetite, and vomiting, can indicate liver disease.

Toxic Ingestion

Ingesting toxins from plants or substances like cigarettes can cause bad breath.

What Can You Do?

To address your dog’s bad breath:

- **Maintain Oral Hygiene:** Regularly brush your dog's teeth and provide dental chews or toys.
- **Consult Your Vet:** If bad breath persists, it’s essential to consult with your vet to rule out any underlying health issues.

By paying attention to these factors and taking proactive steps, you can help your dog maintain fresher breath and better overall health.

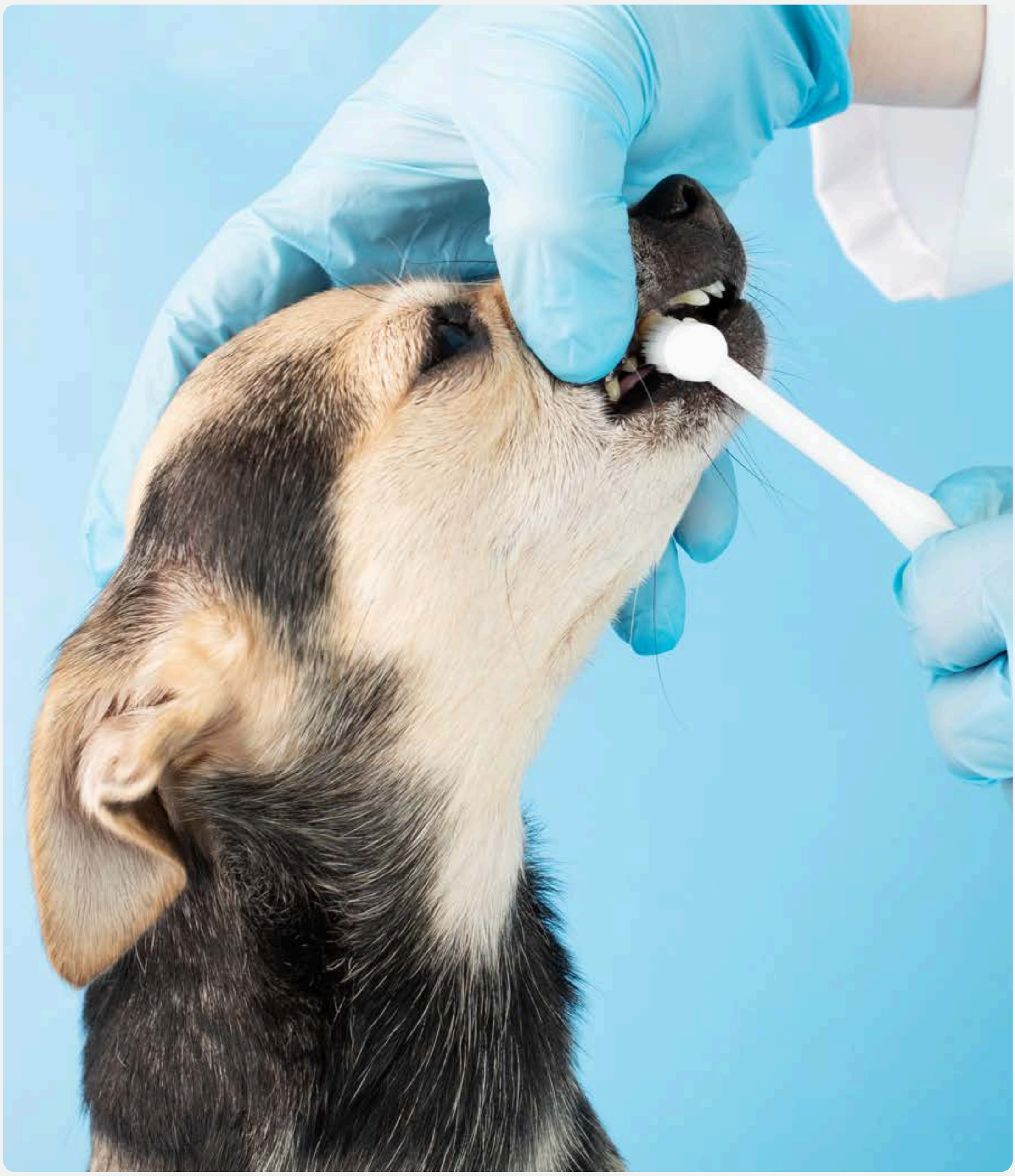

Sign #4 - Your Dog Has Sensitive Stomach



What Does a Sensitive Stomach Mean?

A sensitive stomach in dogs is a **broad term that can encompass a variety of symptoms**, including:

- Regular loose stools
- Blood in the stools
- Mucus in the stools
- Urgency to defecate
- Vomiting
- Increased flatulence and burping
- Abdominal pain
- Changes in appetite

Causes of a Sensitive Stomach

There are many reasons why your dog might have a sensitive stomach, but diet is often the primary cause. Here are some key factors:

- Dietary Changes: Sudden changes in diet can be tough for dogs to handle. Gradual transitions are always best.
- Food Intolerances or Allergies: Dogs can be intolerant or allergic to certain foods. Identifying and avoiding these foods is crucial.
- Infections and Parasites: Bacterial infections or parasites can also contribute to stomach sensitivity.
- Intestinal diseases: Such as protein-losing enteropathy or IBD (inflammatory bowel diasease).

What to Do if Your Dog Has a Sensitive Stomach

If your **dog's stomach issues persist**, it's important to **consult with a vet**. They can examine your dog and run tests to determine the underlying cause. Often, the vet might recommend a **hypoallergenic diet** to identify and eliminate the food causing the problem.

Sign #5 - Your Dog is Itchy



Why is Your Dog Itchy?

There are **many reasons** why your dog might be itching, and **one common cause is a food allergy**.

If your dog is **allergic to a certain food**, it can result in **itchy skin**, especially around their **face, belly, and armpits**. Keep in mind that licking the extremities, especially the front legs, is also a sign of itching.

Other Causes of Itchiness

Besides food allergies, other factors can cause your dog to itch:

- **Flea Allergies:** Fleas can cause severe itching in dogs.
- **Environmental Allergies:** Pollen, dust mites, and other environmental factors can trigger itchiness.
- **Contact Allergies:** Certain plants, shampoos, or insecticides can also cause allergic reactions.

Leishmania infection: This parasite can cause many dermatological signs, among others.

What to Do if Your Dog is Itchy

If your dog is **persistently itchy**, it's important to **visit your vet**. They can diagnose the cause and, **if it's a food allergy**, recommend a **specific diet to alleviate the symptoms**.

However, food allergies **can cause more than just itchiness**. They can lead to **various other symptoms**, which we'll explore next.

Sign #6 - Your Dog Has Allergies



Allergies in dogs are **quite common** and **should be addressed promptly**. Identifying the specific foods that trigger your dog's allergies often requires some experimentation and consultation with a vet.

Common Food Allergies

The most frequent food allergens for dogs include:

- Beef
- Dairy
- Wheat
- Egg
- Chicken
- Lamb
- Soy
- Pork
- Rabbit
- Fish

Just because these ingredients are the most common allergens does not mean that they are the only ones or that they will cause food allergies in all dogs.

Signs of Food Allergies in Dogs

Here are some common signs that your dog might be allergic to their food:

- Chronic or frequent diarrhea
- Excessive licking or scratching of their feet and belly
- Red, inflamed skin around their feet and belly
- Chronic ear infections
- Hyperactivity
- Vomiting

Solutions for Food Allergies

To manage food allergies, some dog food brands offer recipes with a single protein source.

Another important aspect to keep in mind is to **provide a diet with a novel protein source**—one that your dog has not eaten previously. Since they have never been exposed to this protein, it will not be the cause of the current allergic reaction. This can make it easier to identify and avoid allergens.

For example:

- **Canidae Grain-Free Pure Salmon & Sweet Potato Kibble:** This food contains only one protein source.
- **Ollie:** Offers various recipes, each with a single animal protein source.
- **Blue Buffalo Life Protection Formula Adult Lamb & Brown Rice**

By choosing foods with limited ingredients, you can help reduce your dog's allergy symptoms and improve their overall health.

Sign #7 - Your Dog is Getting Old



As dogs age, their nutritional requirements shift. It's essential to adapt their diet to keep them healthy and happy.

When is a Dog Considered Old?

This varies by age, breed, and size:

- Large Dogs: Around 7-8 years old.
- Small Dogs: Around 10 years old.

However, age alone isn't the only indicator. Look for signs of aging such as changes in weight, vision problems, and joint pain. Overweight or obese dogs (more on this later) may age faster than their healthier counterparts.

Nutritional Adjustments for Senior Dogs

1. Fewer Calories Needed

As dogs age, their **metabolism slows down**. This means:

- They burn fewer calories.
- They have less energy and are less active.

Older dogs, therefore, need fewer calories to maintain a healthy weight.

2. Increased Protein Intake

Maintaining muscle mass is crucial for senior dogs. As dogs age, they experience more muscle loss, which is associated with higher mortality rates. That's why **protein intake is crucial at this stage of their life**. Ensuring they receive adequate, high-quality protein can help maintain muscle mass and support overall health.

High-quality, easily digestible protein sources are important, combined with **physical exercise**, to help maintain muscle mass and overall health. However, balance is key, as too much protein can strain the kidneys.

3. Specialized Diets for Health Conditions

If your senior dog has health issues like diabetes, heart disease, or kidney problems, their diet needs to be adjusted accordingly. Always consult with your vet to tailor their diet to their specific health needs.

4. More Appetizing Food

Older dogs might **need encouragement to eat**. If your dog is eating less, **rule out any medical conditions first**. Be careful because undereating can lead to malnutrition, which can result in immune dysfunction, delayed wound healing, and decreased cognitive function.

Once any underlying pathology has been ruled out, try making their food more appealing:

- **Moistening Dry Kibble:** Mix it with water or chicken broth low in fat and salt to enhance the flavor of the meal.
- **Half Fresh Plans:** Combine half kibble with half freshly made dog food. Brands like Ollie offer these options.
- **Small Meals:** Break their daily food into smaller, more digestible portions.
- **Heating the food:** This enhances the smell of the food and may be more attractive to the dog.

Senior Diet Characteristics

Senior dog foods are typically:

- Lower in calories.
- Higher in fiber.
- More high-quality proteins
- Enriched with supplements like antioxidants to support overall health.

As always, first check with your vet to ensure you're providing the proper diet for your senior dog.

Sign #8 - Your Dog is Weak and Lethargic



Understanding Lethargy in Dogs

There are numerous reasons why your dog might be lethargic. Here are some common causes:

- **Illness:** Infectious diseases like parvovirus, coronavirus, kidney or liver disease, can cause fatigue.
- **Parasites:** Worms, fleas, and ticks can drain your dog's energy.
- **Toxins:** Ingesting toxic substances (such as onions or pure chocolate) can lead to vomiting, diarrhea, and weakness.
- **Dehydration:** Lack of water can make your dog feel weak.
- **Trauma:** Injuries from dog fights or accidents can result in lethargy.
- **Stress and Anxiety:** Emotional distress can also manifest as tiredness.
- **Allergies:** Allergic reactions might cause your dog to feel sluggish.

Symptoms of a Lethargic Dog

Watch out for these signs that your dog might be lethargic:

- Staying in one place for extended periods
- Ignoring you and showing no interest in playing
- Sleeping more than usual
- Getting tired faster than usual
- Senior dogs refusing to go for walks

What to Do if Your Dog is Lethargic

If your dog is showing signs of lethargy, it's essential to **consult your vet**. They can perform a thorough examination to identify the underlying cause. Your vet might recommend a diet rich in antioxidants to boost your dog's immune response and aid in recovery.

Ensuring proper nutrition can play a significant role in helping your dog regain their energy and vitality.



Sign #9 - Your Dog is Overweight



Having an overweight dog is **more than just a cosmetic issue**. Excess weight can lead to **serious health problems** (such as diabetes, bone and cardiorespiratory diseases, among others) and put your dog's well-being at risk.

Finding the right diet to manage your dog's weight can be challenging, but it's essential.

Recognizing Healthy Weight Ranges

First, it's important to **know what a healthy weight range** is for your dog. This can vary based on their breed and size:

- **Purebred Dogs:** Check breed profiles for healthy weight ranges. Also ask for professional advice.
- **Mixed Breed Dogs:** Consult your vet to determine a healthy weight range.

Use a Body Condition Scoring Chart to assess your dog's weight visually:



Steps to Take if Your Dog is Overweight

1. Consult Your Vet

If you suspect your dog is overweight, the **first step is to consult your vet**. They can provide a **professional assessment to detect the origin of obesity**, which can be caused by **genetic factors, breed, poor diet, sedentary lifestyle, and endocrine diseases**. Depending on the cause, the management of obesity will be tailored accordingly.

2. Keep Your Dog Active

Regular exercise is **crucial for weight management**. Here are some ways to keep your dog active:

- Go for regular walks
- Introduce new exercises and games
- Allow off-leash play in safe environments
- Arrange playdates with other dogs

3. Manage Their Diet

Dogs often beg for food even when they're not hungry. Here are some tips to manage their diet:

- Be strict with treats and table scraps
- If your dog seems hungry after meals, consider a diet change (consult your vet first)
- Measure their food accurately to avoid overfeeding
- Follow feeding guidelines on packages, especially for weight management formulas

4. Use the DEM Approach

Remember the acronym DEM:

- **Diet:** Provide a balanced, portion-controlled diet.
- **Exercise:** Ensure regular physical activity.
- **Monitoring:** Regularly check their weight and adjust as needed.

Transitioning to New Food

Some dog food brands offer **specialized diets for overweight dogs**. These brands **consider your dog's weight, size, breed, and activity level** to create tailored menus with high-quality ingredients. Your dog will love these delicious, nutritious meals.

We've tested and reviewed five of these top brands. Check out our **detailed review here** to find the best option for your furry friend.

Sign #10 - Your Dog is Bored by Their Food



Just like us, **dogs can get bored eating the same food every day**. If your dog seems less enthusiastic about their meals, it might be time to shake things up a bit. A lack of interest in their food can lead to decreased appetite and even nutritional deficiencies if they're not eating enough.

Signs of Boredom

Here are some signs that your dog might be bored with their food:

- **Leaving food in the bowl**
- **Eating slowly or reluctantly**
- **Showing more interest in your food than their own**
- **Seeming less excited at mealtime.** For example, your dog approaches their plate of food, smells it and turns around without eating.

Solutions to Spice Up Their Diet

There are several ways to make mealtime more exciting for your dog:

1. Change the Flavor or Texture

Switching to a different flavor or texture can make a big difference. Try alternating between dry kibble and wet food, or mix them together for variety.

2. Add Tasty Topers

Enhance their usual food with delicious toppers like cooked vegetables, fruits, or a bit of lean meat. Always **check which human foods are safe for dogs**.

3. Rotate Between Different Brands

Introduce a rotational diet by switching between different high-quality dog food brands. This not only keeps things interesting but also ensures a well-rounded intake of nutrients.

4. Interactive Feeding

Make mealtime fun by using puzzle feeders or treat-dispensing toys. This can stimulate your dog's mind and make eating more engaging.

5. Heat the Food

If the food is moist, heating it will enhance its aroma. For dry food, you can add hot broth to enhance its flavor and make it more appealing.

6. Stimulate Appetite with Exercise

Taking a long walk before mealtime can stimulate your dog's appetite. Although this isn't directly related to diet, it can help make your dog more eager to eat their food.



Recommendations and Discounts

To help you find exciting new options, we've included a list of our favorite dog food brands. Many of these brands offer discounts and free samples, so you can easily find the perfect new food to delight your dog.

Nom Nom



Nom Nom offers **freshly made, high-quality dog food** delivered right to your door. Each meal is crafted with **real meats, vegetables, and grains**, ensuring your dog gets the **essential nutrients they need** without any fillers or artificial additives.

Nom Nom's meals are formulated by board-certified veterinary nutritionists, guaranteeing balanced and complete nutrition.

The food is gently cooked in small batches to retain nutrients, and preportioned into individual meals based on your dog's specific needs, including age, weight, activity level, and allergies.

Click here to get 50% off the first two weeks

Blue Buffalo



Blue Buffalo offers a **wide range of high-quality pet foods** designed to **meet the specific nutritional needs of dogs**. Each formula is made with **real meat as the first ingredient** and enhanced with vitamins and minerals.

Blue Buffalo's True BLUE Promise ensures that their **products contain no poultry by-product meals, corn, wheat, soy, or artificial flavors and preservatives**. Each recipe is formulated by veterinarians and animal nutritionists, providing a balanced and nutritious diet for your dog.

[Check out the latest Blue Buffalo offers on Chewy]

Redbarn Dog Food



Redbarn offers a **variety of tasty, nutritious dog foods** made with **real meat, fish, or poultry as the primary ingredient**. Enhanced with natural, functional ingredients, vitamins, and minerals, Redbarn provides the **essential nutrients for a healthy, happy dog**.

Redbarn focuses on creating **high-quality, wholesome dog food recipes** to meet the needs of all dogs, whether it's tempting picky eaters, avoiding food allergens, or providing the most nutritious options. Founded by Jeff Baikie and Howie Bloxam in 1996, Redbarn remains a **family-owned business** committed to quality and trust.

Check prices on the official website

Spot and Tango Unkibble



Spot and Tango's UnKibble offers a **fresh, whole ingredient alternative to traditional kibble**. Each recipe is made **without artificial preservatives, fillers, or additives**, and avoids high-heat extrusion and meat meals.

UnKibble is **gently dried using a unique Fresh Dry process**, which maximizes nutritional integrity. All recipes are **complete and balanced for puppies and adults** according to **AAFCO's nutritional standards and are GMO-free**. Personalized meal plans are created based on your dog's unique needs using a proprietary algorithm, and the food is delivered directly to your door for convenience.

Get 20% off your first Spot and Tango Unkibble order

To Wrap Up

Understanding and recognizing the signs that your dog needs a diet change is **crucial for maintaining their health and well-being**. By paying attention to their life stage, coat condition, breath, stomach issues, itching, allergies, aging, energy levels, weight, and interest in their food, you can **make informed decisions about their nutritional needs**.

Always **remember to consult with your vet before making any significant changes to your dog's diet**. Their expertise can guide you in choosing the right food and ensuring that your dog gets all the necessary nutrients. With the **right diet**, your furry friend can enjoy a **happy, healthy, and active life**.

Thank you for reading "10 Signs Your Dog Needs a Diet Change." We hope this guide has provided you with valuable insights and practical tips to keep your dog thriving.

The DogsPlanet.com Team

